

LS853 - 221 A B 81 AV 25 N 1

MH / HIT, OptiClear™ lens, polished stainless steel recessed cover, PureOptics™ configuration depicted



LS853 - 221 A D 81 AV 25 N 1

MH / HIT, OptiClear™ lens, polished stainless steel round flush cover, PureOptics™ configuration depicted



LS853 - 221 A U 81 AV 25 N 1

MH / HIT, OptiClear™ lens, polished stainless steel square flush cover, PureOptics™ configuration depicted



LS853 - 221 A M 85 AV 21 Q 1

MH / HIT, OptiClear™ lens, polished stainless steel flush pre-installation cover, PureOptics™ configuration depicted

Note: To specify for pre-installation, order with **LS6058-K** pre-installation / concrete blackout kit



C1705 20-11-2006

Lighting Designer	Fixture
Supplier	

SOURCES

PureOptics™ (advanced glass reflector offers 99% efficient reflectivity)

- MH / HIT (35W, 70W)

FEATURES

Shallow depth

Integral ignitor
c/w remote gear enclosure

Ingress protection ratings

- Luminaire IP68
- Gear enclosure IP65

OptiClear™ max static load - 4200kg
Applied to a 50mm diameter area in the centre of the glass

Corrosion resistant 316 stainless steel - marine grade

Non-galling clinch nuts dramatically reduce cross threading or binding

Moisture control device to reduce misting on glass

Corrosion resistant stainless steel cover fasteners

OPTIONS

HumanTouch™ total temperature reduction technology

OptiClear™ lens for increased efficiency
High optical transmission, toughened

GripGlass™ slip resistant safety glass

Recessed, round flush and square flush covers

Installation

- Direct burial
- Mounting collar (decks and grates)
- Pre-installation (concrete blackout and drive-over)



Any luminaire can become hot – caution should always be used in both appropriate use and placement

Lumascap will guarantee the following product groups from the date of purchase against faulty workmanship or materials as stated below and subject to the terms and conditions published in the Lumascap catalogue and at www.lumascap.com.au. Architectural lighting product group - structural warranty: spotlights & floodlights - aluminium fixtures, 2 years; in ground - stainless steel fixtures, 10 years; underwater - stainless steel & brass fixtures, 5 years; wall mount - stainless steel fixtures, 10 years; wall mount - aluminium fixtures, 2 years; wall mount - brass fixtures, 5 years; bollard & pathway - stainless steel fixtures, 10 years; down lights - aluminium fixtures, 2 years; landscape lighting product group - structural warranty: copper fixtures, 10 years, aluminium fixtures, 2 years, electronic transformers, 12 months, magnetic transformers, 12 months, electrical warranty all product groups: 12 months.

LUMASCAPE
HEAD OFFICE - QLD
Tel (07) 3286 2299
Fax (07) 3286 6599

LUMASCAPE
SYDNEY - NSW
Tel (02) 9519 6860
Fax (02) 9519 8834

LUMASCAPE
MELBOURNE - VIC
Tel (03) 9686 1900
Fax (03) 9686 1700

LUMASCAPE USA INC.
SAN FRANCISCO - CA
Tel 1-(650)-595-5862
Fax 1-(650) 595-5820

H.I. LIGHTING
LUMASCAPE AGENT - WA
Tel (08) 9321 5422
Fax (08) 9321 5881

LIGHTING PARTNERS AUSTRALIA
LUMASCAPE AGENT - SA
Tel (08) 8232 0074
Fax (08) 8232 0076

NQ LIGHTING
LUMASCAPE AGENT - NTH QLD
Tel (07) 4031 4490
Fax (07) 4031 5933

ECC LIGHTING
LUMASCAPE AGENT - NZ
Tel (09) 379 9680
Fax (09) 308 9328

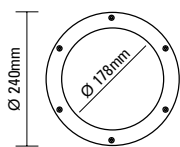
COVERS & INSTALLATION TYPES

Recessed Cover

Where no cover overhang is desired

Depicted previous page

- SS316: Polished
- SS316: Brushed
- Brass: Polished

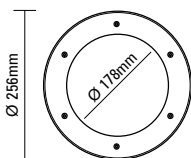


Round Flush Cover

For surfaces where the cover has to conceal a gap between luminaire and surround

Depicted previous page

- SS316: Polished
- SS316: Brushed
- Brass: Polished

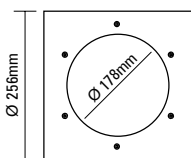


Square Flush Cover

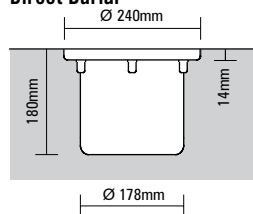
For surfaces where the cover has to conceal a gap between luminaire and surround

Depicted previous page

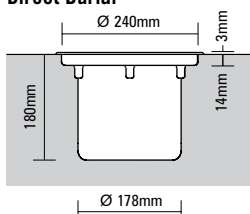
- SS316: Polished
- SS316: Brushed
- Brass: Polished



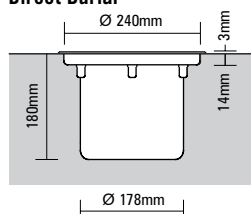
Direct Burial



Direct Burial



Direct Burial

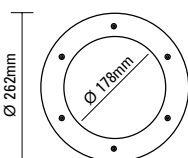


Mounting Collar Flush Cover

For use with mounting collar

Depicted previous page

- SS316: Polished
- SS316: Brushed
- Brass: Polished
- Brass: Brushed

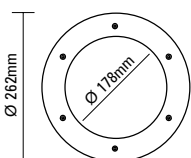


Pre-installation Flush Cover

For use with pre-installation kit

Depicted previous page

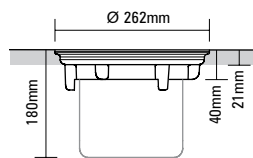
- SS316: Polished
- SS316: Brushed
- Brass: Polished
- Brass: Brushed



LS640 Mounting Collar for Decks and Grates

Sold separately as accessory

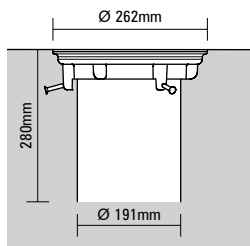
For installation in decks and grates. May also be used in hollow floors where there is appropriate ventilation



LS6058-K Pre-Installation Kit for Concrete and Drive-Over

Sold separately as accessory

For drive-over or for concrete and similar installations, and for when it may be preferable to install mounting and cable before installing luminaire



LENS OPTIONS

Borosilicate Glass

Ideal for general use areas
Not suitable for drive-over application



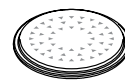
OptiClear™ Glass

Glass of very high optical purity and load strength

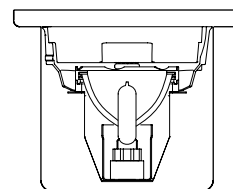


GripGlass™

OptiClear™ glass with slip reduction glazing process



OPTICAL SYSTEM



MH / HIT

PureOptics™ advanced glass reflector

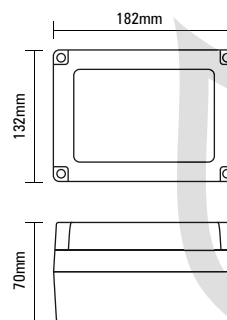
Narrow 10° beam angle (Code AV)

Medium 18° beam angle (Code AW)

Flood 48° beam angle (Code AX)

Wide flood 60° beam angle (Code AY)

GEAR ENCLOSURE



Lumascap will guarantee the following product groups from the date of purchase against faulty workmanship or materials as stated below and subject to the terms and conditions published in the Lumascap catalogue and at www.lumascap.com.au. Architectural lighting product group - structural warranty: spotlights & floodlights - aluminium fixtures, 2 years; in ground - stainless steel fixtures, 10 years; underwater - stainless steel & brass fixtures, 5 years; wall mount - stainless steel fixtures, 10 years; wall mount - aluminium fixtures, 2 years; wall mount - brass fixtures, 5 years; bollard & pathway - stainless steel fixtures, 10 years; down lights - aluminium fixtures, 2 years; landscape lighting product group - structural warranty: copper fixtures, 10 years, aluminium fixtures, 2 years, electronic transformers, 12 months, magnetic transformers, 12 months, electrical warranty all product groups: 12 months.

LUMASCAPE
HEAD OFFICE - QLD
Tel (07) 3286 2299
Fax (07) 3286 6599

LUMASCAPE
SYDNEY - NSW
Tel (02) 9519 6860
Fax (02) 9519 8834

LUMASCAPE
MELBOURNE - VIC
Tel (03) 9686 1900
Fax (03) 9686 1700

LUMASCAPE USA INC.
SAN FRANCISCO - CA
Tel 1-(650)-595-5862
Fax 1-(650) 595-5820

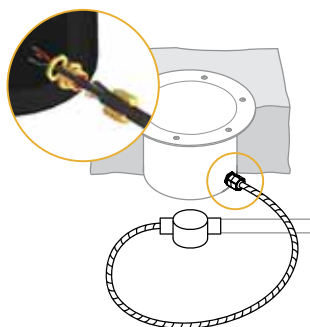
H.I. LIGHTING
LUMASCAPE AGENT - WA
Tel (08) 9321 5422
Fax (08) 9321 5881

LIGHTING PARTNERS AUSTRALIA
LUMASCAPE AGENT - SA
Tel (08) 8232 0074
Fax (08) 8232 0076

NQ LIGHTING
LUMASCAPE AGENT - NTH QLD
Tel (07) 4031 4490
Fax (07) 4031 5933

ECC LIGHTING
LUMASCAPE AGENT - NZ
Tel (09) 379 9680
Fax (09) 308 9328

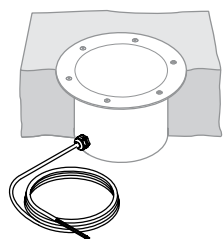
CABLE ENTRY OPTIONS



FOR DIRECT BURIAL

Armoured Cable and J-Box

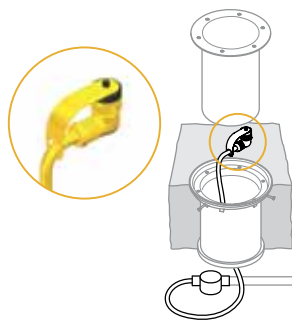
0.6m armoured cable provides protection against damage to cable between luminaire and J-Box (included) negating need to further insulate with conduit.



FOR DIRECT BURIAL

Single Gland Entry, Anti-leach Cable

MicroAntiLeach™ and 3m cable provide additional protection to luminaire against water ingress via cable.

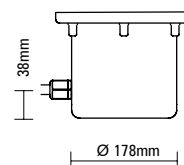


FOR PRE-INSTALLATION

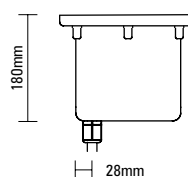
IP68 Connector and J-Box

For use with LS6058-K pre-installation kit for concrete and drive-over application. Supplied with IP68 connector, 0.8m cable connected to J-Box.

CABLE ENTRY LOCATION



Side entry

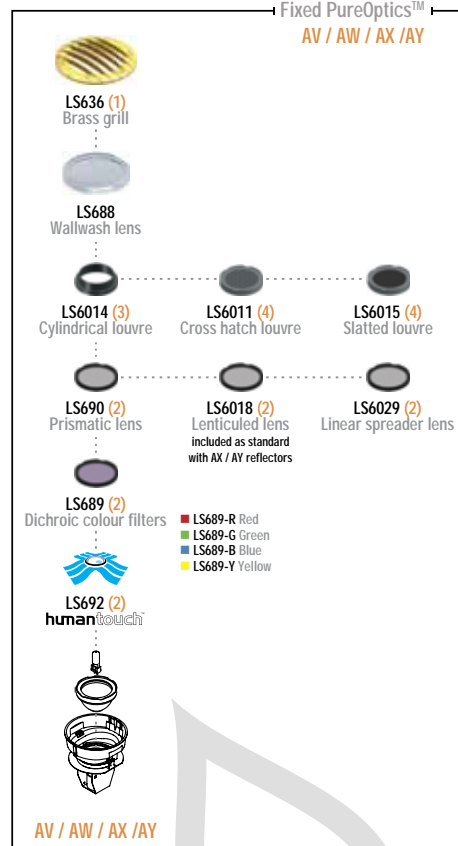


Bottom entry

LS853 ACCESSORIES

MH / HIT

Fixed PureOptics™
AV / AW / AX / AY



(1) External accessory. Please use with recessed covers only. Not suitable for use in traffic areas.

(2) Maximum of 3 small accessories can be included; maximum of 2 small accessories when LS688 is selected.

(3) Not compatible with with AX / AW reflectors.

(4) Can be used with 1 small accessory only. Not compatible with LS688 or any other louvre.

Lumascap will guarantee the following product groups from the date of purchase against faulty workmanship or materials as stated below and subject to the terms and conditions published in the Lumascap catalogue and at www.lumascap.com.au. Architectural lighting product group - structural warranty: spotlights & floodlights - aluminium fixtures, 2 years; in ground - stainless steel fixtures, 10 years; underwater - stainless steel & brass fixtures, 5 years; wall mount - stainless steel fixtures, 10 years; wall mount - aluminium fixtures, 2 years; wall mount - brass fixtures, 5 years; bollard & pathway - stainless steel fixtures, 10 years; down lights - aluminium fixtures, 2 years; landscape lighting product group - structural warranty: copper fixtures, 10 years, aluminium fixtures, 2 years, electronic transformers, 12 months, magnetic transformers, 12 months, electrical warranty all product groups: 12 months.

LUMASCAPE
HEAD OFFICE - QLD
Tel (07) 3286 2299
Fax (07) 3286 6599

LUMASCAPE
SYDNEY - NSW
Tel (02) 9519 6860
Fax (02) 9519 8834

LUMASCAPE
MELBOURNE - VIC
Tel (03) 9686 1900
Fax (03) 9686 1700

LUMASCAPE USA INC.
SAN FRANCISCO - CA
Tel 1-(650)-595-5862
Fax 1-(650) 595-5820

H.I. LIGHTING
LUMASCAPE AGENT - WA
Tel (08) 9321 5422
Fax (08) 9321 5881

LIGHTING PARTNERS AUSTRALIA
LUMASCAPE AGENT - SA
Tel (08) 8232 0074
Fax (08) 8232 0076

NQ LIGHTING
LUMASCAPE AGENT - NTH QLD
Tel (07) 4031 4490
Fax (07) 4031 5933

ECC LIGHTING
LUMASCAPE AGENT - NZ
Tel (09) 379 9680
Fax (09) 308 9328