










Project Name	
Type	
Part Number	
Quantity	
Notes	

Product Overview

The Vedita VE8 is a versatile in-ground or wall-mounted luminaire that can be dynamically dimmed via Lumascape's d5 Dimming Technology. This luminaire is supplied with a sturdy installation sleeve, ideal for architectural installations. The premium stainless construction ensures long-lasting performance and comes standard with an ElectroPolishPlus™ surface treatment.

Features

Lumen Output	98 lm
Power Consumption	3 W
Typical Lifetime	> 60,000 hours (B10, L70, TM21 Reported)
Control Protocol	PWM
Diameter	1.8" (45 mm)
Static Load Rating	992 lb (450 kg)
IP Rating	IP68
IK Rating	IK10
Compliance	   
Color Options	  

Technology



Technical Information

Static White & Color	Lumen Output (lm)	Efficacy (lm/W)	Peak Intensity (cd)
2,700 K (80 CRI)	98	32	300
3,000 K (80 CRI)	-	-	-
4,000 K (80 CRI)	-	-	-
Blue (470nm)	-	-	-
Beam Angles	Flood		

Written Specifications

Electrical

Power Consumption	3 W
Input Voltage	International: 24 Vdc North America: 12 to 15 Vac, 60 Hz or 12 to 24 Vdc
Configuration	Integral Driver
LED	Lumileds®
Thermal Management	CoolDrive™ onboard thermal monitoring and control
Lifetime	> 60,000 hours (B10, L70, TM21 Reported)

Control

Protocols	PWM
-----------	-----

Physical

Construction	316 Marine-Grade Stainless Steel bezel with polymer housing
Installation	Recessed in-ground or in wall
Installation Accessories (Included)	Installation sleeve
Installation Accessories (Specify Separately)	LS6107 preinstallation niche for concrete pour applications
Ambient Operation Temperature	-4°F to 122°F (-20°C to 50°C)
Surface Temperature	≤ 149°F (65°C) HumanTouch™ Compliant
Exposed Dimensions	0.5" (14 mm)
Weight	0.9 lb (0.4 kg)

Compliance

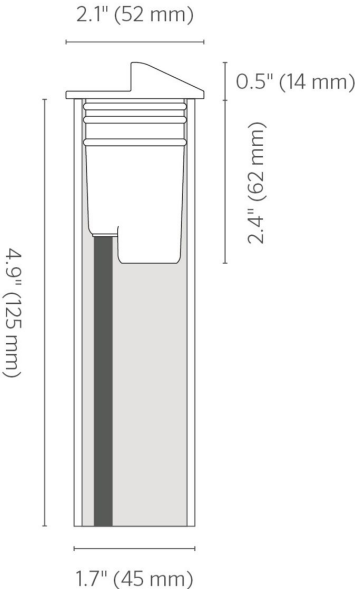
IP Rating	IP68
IK Rating	IK10
Driver-Over	Static Load: 992 lb (450 kg)
BUG Rating	B0-U1-G1
IES Classification	Type IV
Certifications	ETL, CE, UKCA, RCM

Overview

About Lumascope	Lumascope transforms spaces with precision-engineered lighting solutions, proven to perform. Since 1991, customers have relied on us as a leading manufacturer of high-quality, innovative luminaires that solve their toughest lighting challenges. Our global experts combine sophisticated design, advanced technologies, quality materials, and rigorous testing to manufacture a comprehensive range of lighting systems that consistently exceed performance expectations. Lumascope is a member of the Hunter Industries Family of Companies. Learn more at lumascope.com .
Manufacturing	ISO 9001:2015 certified facility
Limited Warranty (Years)	5

Specifications

Dimensions



Configuration

For complete and up-to-date product options, configure the LS9408LED using our online product configurator.

<input type="text" value="LS9408LED"/>	<input type="text"/>	<input type="text"/>	<input type="text"/>	<input type="text"/>	<input type="text"/>	<input type="text"/>	<input type="text"/>
Code	Power Consumption	Light Source	Trim Style	Beam Angles	Input Voltage	Control	Cable Length

Inclusions

Power Consumption

3 W (3D)

Light Source

Static White (827)
2,700 K (80 CRI, 3 SDCM)

Static White (830)
3,000K (80 CRI, 3 SDCM)



Static White (840)
4,000 K (80 CRI, 3 SDCM)



Single Colour (BLU)
Blue



Trim Style

Stainless Steel (SS)

Beam Angles

Published angles may vary slightly to photometric data. Please refer to IES files where relevant.

Flood (FL)

Input Voltage

24 Vdc (07)
Non-Dimmable



Control

Non-Dimmable (ND)
For single color, non-dimming applications only.

PWM Dimmable (DP)



Cable Length

2 m (02)
4 x 0.5 mm² H05RN-F flexible rubber cable

8 m (08)
4 x 0.5 mm² H05RN-F flexible rubber cable

15 m (15)
4 x 0.5mm² H05RN-F flexible rubber cable

20 m (20)
4 x 0.5 mm² H05RN-F flexible rubber cable

25 m (25)
4 x 0.5 mm² H05RN-F flexible rubber cable

Inclusions

Included with product.

Installation Sleeve
Luminaire is supplied with PVC mounting sleeve and trim. The luminaire can be used with or without this assembly. Sleeve is equivalent to a North American 1.5" Schedule 40 conduit.



Accessories

Mounting & Installation

Specify Separately

Pre-Installation Niche (LS6107)

In-ground mounting kit for the LS940x luminaires. Accurately position the luminaire in rebar and concrete-pour applications. Recommended use with 3/4" conduit entry for each luminaire. Conduit not included.

